

# MarKiDini Cal – Deel 13



Designed by:

Muis Creations

In Association with:

Kiki Dumoulin


Dini Bleijenberg

**Youtube Link***gemaakt door: Tania Leis*Rechts handig: <https://youtu.be/ywQo-jeNDtw>Links handig: <https://youtu.be/pRAMT3BwozA>**Lijnen van de Large deken**

| <b>Na blok</b> | <b>Naast blok</b> | <b>Boven blok</b> | <b>Afsluittoer</b> |
|----------------|-------------------|-------------------|--------------------|
| <b>49</b>      | 49                | 49                | Yes                |
| <b>50</b>      | 50                |                   | NO                 |
| <b>51</b>      |                   | 51                | Yes                |
| <b>52</b>      | 52                | 50/52             | YES                |

**Blok 49***design: Kiki*

| <b>afkorting</b> | <b>Engels</b>                   | <b>Nederlands</b>               |
|------------------|---------------------------------|---------------------------------|
|                  | <b>Border / connection loop</b> | <b>Kant- / verbindingssteek</b> |
| <b>TSS</b>       | <b>Tun.Simple Stitch</b>        | <b>Tun. (basis)steek</b>        |
| <b>TPS</b>       | <b>Tun.Purl Stitch</b>          | <b>Tun. Averechtse steek</b>    |
| <b>TKS</b>       | <b>Tun. Knit Stitch</b>         | <b>Tun. Breisteek</b>           |
|                  | <b>Return stitch</b>            | <b>Teruggaande steek</b>        |

 connection loop / border stitch

 TSS

 TPS

 TKS

 return stitch

We starten met een eenvoudig maar mooi blok.











| afkorting | Engels                   | Nederlands               |
|-----------|--------------------------|--------------------------|
|           | Border / connection loop | Kant- / verbindingssteek |
| TSS       | Tun.Simple Stitch        | Tun. (basis)steek        |
| YO        | Yarn Over                | Draad omslag             |
|           | Into open space          | In opening               |
|           | On cluster               | Op cluster               |
|           | Return stitch            | Teruggaande steek        |
|           | chain                    | losse                    |
| PT        | Pull through             | Haal door                |

-  border / connection loop
-  TSS
-  into open space
-  on cluster
-  return stitch
-  chain 1
-  3 TOG (PT 4 loops)

Dit blok is een ajour patroon. Ik heb een breipatroon omgezet naar tunisch haken. Het blok zal misschien niet plat liggen als je ermee klaar bent, maar als de deken klaar is dat probleem opgelost.

### Terugtoer 2

PT 1 lus, PT 2 lus 8 keer, PT 4 lus, losse (PT 1 lus), PT 2 lussen, losse, PT 2 lussen 2 keer.

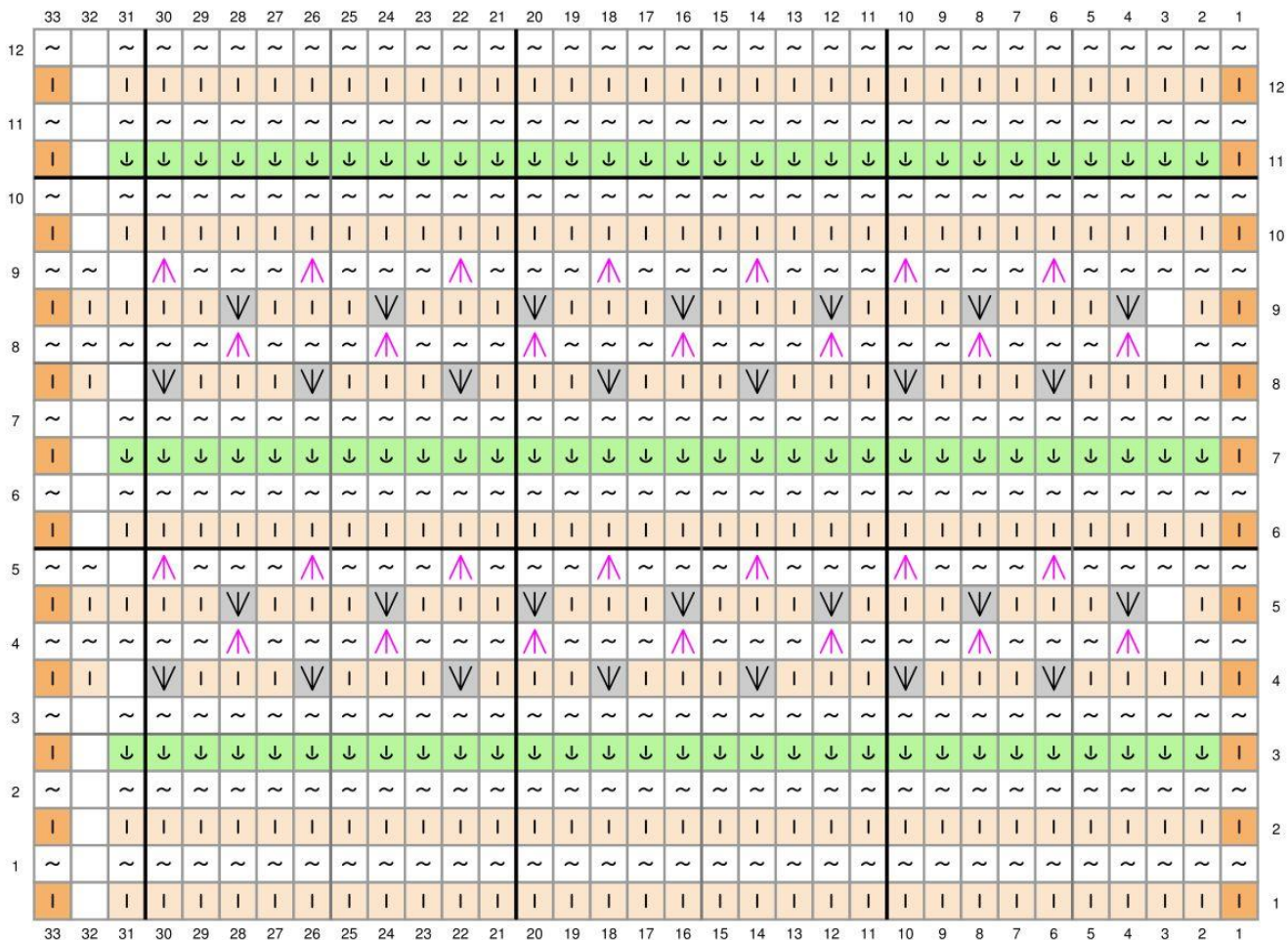
### Tip

Tel het aantal terugsteken in de tabel.







| afkorting  | Engels                          | Nederlands                      |
|------------|---------------------------------|---------------------------------|
|            | <b>Border / connection loop</b> | <b>Kant- / verbindingssteek</b> |
| <b>TSS</b> | <b>Tun.Simple Stitch</b>        | <b>Tun. (basis)steek</b>        |
| <b>TRS</b> | <b>Tun. Reversed Stitch</b>     | <b>Tun.Omgekeerde steek</b>     |
| <b>YO</b>  | <b>Yarn Over</b>                | <b>Draad omslag</b>             |
| <b>TOG</b> | <b>Together</b>                 | <b>Samen haken</b>              |
|            | <b>No stitch</b>                | <b>Geen steek</b>               |
|            | <b>Return stitch</b>            | <b>Teruggaande steek</b>        |

|  |                          |
|--|--------------------------|
|  | NO STITCH                |
|  | Border / connection loop |
|  | TSS                      |
|  | TRS                      |
|  | TSS, YO, TSS             |
|  | Return                   |
|  | 3TOG                     |
|  | Geen steek               |

In dit blok gaan we meerderen in de heengaande toer en minderen in de teruggaande toer. Hierdoor heb je na de verbinding 14 extra lussen op de naald (46 lussen).



| afkorting | Engels                          | Nederlands                      |
|-----------|---------------------------------|---------------------------------|
|           | <b>Border / connection loop</b> | <b>Kant- / verbindingssteek</b> |
| TSS       | Tun.Simple Stitch               | Tun. (basis)steek               |
| TKS       | Tun. Knit Stitch                | Tun. Breisteek                  |
| YO        | Yarn Over                       | Draad omslag                    |
|           | <b>Into open space</b>          | <b>In opening</b>               |
|           | <b>under</b>                    | <b>Onder</b>                    |
| TOG       | Together                        | Samen haken                     |
|           | <b>Return stitch</b>            | <b>Teruggaande steek</b>        |
|           | <b>Chain</b>                    | <b>Losse</b>                    |
| PT        | Pull through                    | Haal door                       |

|   |                                 |
|---|---------------------------------|
|  | Border connection loop          |
|  | TSS                             |
|  | TKS                             |
|  | into open space                 |
|  | under 2TOG                      |
|  | return                          |
|  | Return pass + chain (PT 1 loop) |
|  | 2TOG                            |

Nog een ajour patroon, blijven tellen is het motto bij dit soort patronen.

|    |    |    |    |    |    |    |    |    |    |    |    |    |    |    |    |    |    |    |    |    |    |    |    |   |   |   |   |   |   |   |   |   |    |    |
|----|----|----|----|----|----|----|----|----|----|----|----|----|----|----|----|----|----|----|----|----|----|----|----|---|---|---|---|---|---|---|---|---|----|----|
|    | 32 | 31 | 30 | 29 | 28 | 27 | 26 | 25 | 24 | 23 | 22 | 21 | 20 | 19 | 18 | 17 | 16 | 15 | 14 | 13 | 12 | 11 | 10 | 9 | 8 | 7 | 6 | 5 | 4 | 3 | 2 | 1 |    |    |
| 12 | ~  | ~  | ~  | ~  | ~  | ~  | ~  | ~  | ~  | ~  | ~  | ~  | ~  | ~  | ~  | ~  | ~  | ~  | ~  | ~  | ~  | ~  | ~  | ~ | ~ | ~ | ~ | ~ | ~ | ~ | ~ | ~ | ~  | 12 |
| 11 |    |    |    | △  | ○  | ○  |    |    |    |    |    |    |    |    |    |    | △  | ○  | ○  |    |    |    |    |   |   |   |   |   |   |   |   |   |    | 11 |
| 10 | ~  | ~  | ~  | △  | ~  | ~  | ○  | ~  | ~  | ~  | ~  | ~  | ~  | ~  | ~  | ~  | △  | ~  | ~  | ○  | ~  | ~  | ~  | ~ | ~ | ~ | ~ | ~ | ~ | ~ | ~ | ~ | 10 |    |
| 9  |    |    |    | △  | ○  | ○  | ○  | ○  | ○  | ○  |    |    |    |    |    |    | △  | ○  | ○  | ○  | ○  | ○  |    |   |   |   |   |   |   |   |   |   |    | 9  |
| 8  | ~  | ~  | ~  | △  | ~  | ~  | ~  | ~  | ~  | ~  | ~  | ~  | ~  | ~  | ~  | ~  | △  | ~  | ~  | ~  | ~  | ~  | ~  | ~ | ~ | ~ | ~ | ~ | ~ | ~ | ~ | ~ | 8  |    |
| 7  |    |    |    | △  | ○  | ○  | ○  | ○  | ○  | ○  | ○  |    |    |    |    |    | △  | ○  | ○  | ○  | ○  | ○  |    |   |   |   |   |   |   |   |   |   |    | 7  |
| 6  | ~  | ~  | ~  | △  | ~  | ~  | ~  | ~  | ~  | ~  | ~  | ~  | ~  | ~  | ~  | ~  | △  | ~  | ~  | ~  | ~  | ~  | ~  | ~ | ~ | ~ | ~ | ~ | ~ | ~ | ~ | ~ | 6  |    |
| 5  |    |    |    | △  | ○  | ○  | ○  | ○  | ○  | ○  | ○  | ○  |    |    |    |    | △  | ○  | ○  | ○  | ○  | ○  |    |   |   |   |   |   |   |   |   |   |    | 5  |
| 4  | ~  | ~  | ~  | △  | ~  | ~  | ~  | ~  | ~  | ~  | ~  | ~  | ~  | ~  | ~  | ~  | △  | ~  | ~  | ~  | ~  | ~  | ~  | ~ | ~ | ~ | ~ | ~ | ~ | ~ | ~ | ~ | 4  |    |
| 3  |    |    |    | △  | ○  | ○  | ○  | ○  | ○  | ○  | ○  | ○  |    |    |    |    | △  | ○  | ○  | ○  | ○  | ○  |    |   |   |   |   |   |   |   |   |   |    | 3  |
| 2  | ~  | ~  | ~  | △  | ~  | ~  | ~  | ~  | ~  | ~  | ~  | ~  | ~  | ~  | ~  | ~  | △  | ~  | ~  | ~  | ~  | ~  | ~  | ~ | ~ | ~ | ~ | ~ | ~ | ~ | ~ | ~ | 2  |    |
| 1  |    |    |    |    |    |    |    |    |    |    |    |    |    |    |    |    |    |    |    |    |    |    |    |   |   |   |   |   |   |   |   |   |    | 1  |